

## MRFAC Recreational Fishing Priorities

### - Survey Results

Responses	% completion rate	signing up for MRFAC subscriptions*
4,216	80	65%

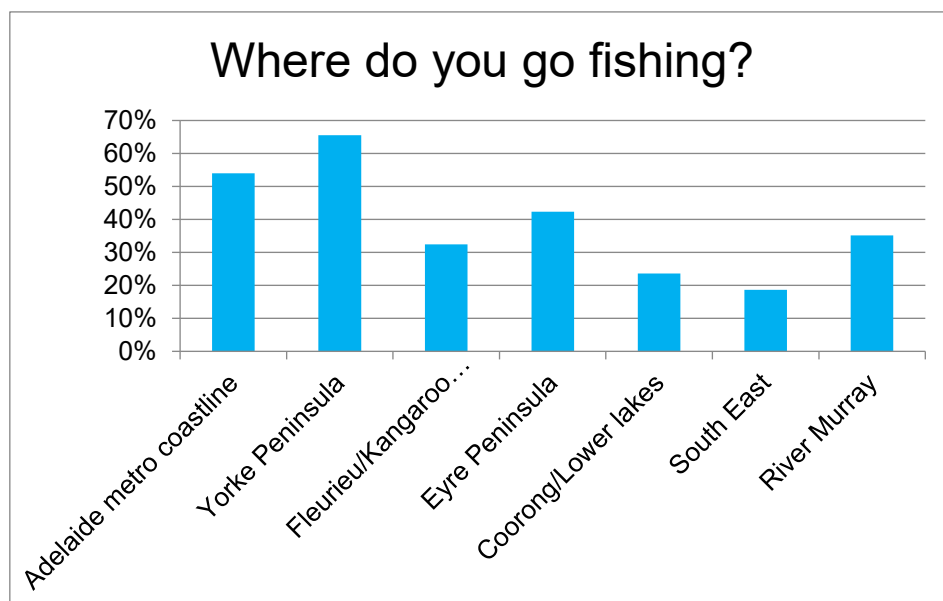
Please note \*is not an accurate indication of the total persons if survey participants have signed up to the MRFAC subscription list in previous surveys

#### Do you go fishing in South Australia

Yes 98% | No 2%

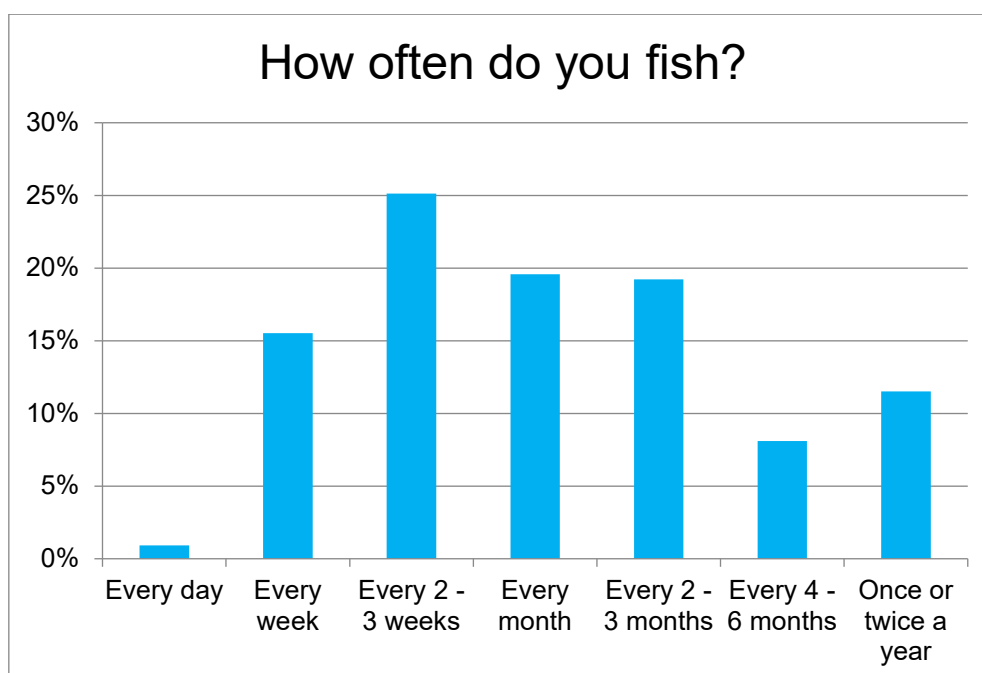
#### Where do you go fishing?

Adelaide Metro	54%	Coorong/Lower Lakes	24%
Yorke Peninsula	66%	South East	18%
Fleurieu/KI	32%	River Murray	35%
Eyre Peninsula	42%		



### How often do you fish?

Every Day	1%	Every 2-3 months	19%
Every week	16%	Every 4-6 months	8%
Every 2-3 weeks	25%	Once or twice a year	12%
Every month	20%		



### Do you fish at any of the following?

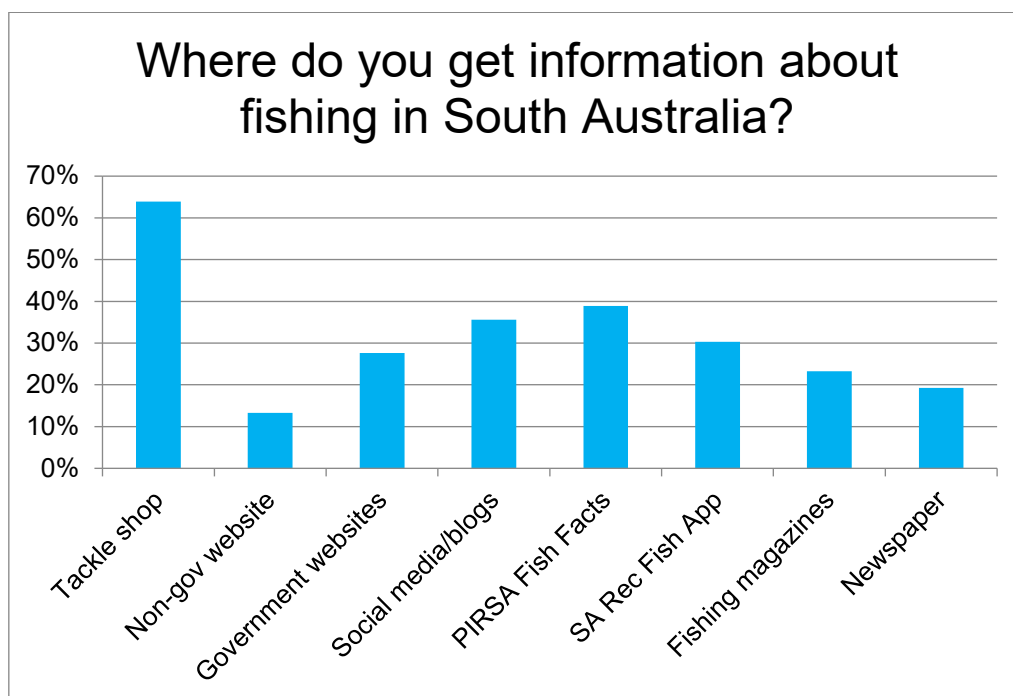
	Never	Rarely	Sometimes	Often	Always
<b>Marine/Ocean</b>	5%	7%	19%	34%	36%
<b>Freshwater/River</b>	30%	28%	27%	13%	3%
<b>Reservoir</b>	72%	16%	9%	3%	0.5%
<b>Shore/Beach</b>	10%	20%	37%	26%	7%
<b>Jetty/Wharf/Breakwater</b>	10%	22%	38%	23%	7%
<b>Estuary</b>	40%	22%	24%	12%	2%

### Do you use any of the fishing gear below?

	Never	Rarely	Sometimes	Often	Always
<b>Rod/Line</b>	0.5%	0.5%	4%	16%	79%
<b>Crab net/Rake</b>	21%	20%	31%	18%	11%
<b>Yabby drop net</b>	46%	25%	20%	5%	3%
<b>Spear/Speargun</b>	81%	10%	6%	2%	1%
<b>Dab nets</b>	67%	19%	11%	2%	1%
<b>Pipi rake</b>	77%	12%	9%	1%	1%
<b>Rock Lobster pots</b>	86%	7%	4%	2%	1%

### Where do you get information about fishing in SA?

Tackle Shop	64%	PIRSA Fish Facts	39%
Non-government website	13%	SA Recreational fishing guide App	30%
Government website	28%	Fishing Magazine	23%
Social media/blogs	36%	Newspaper	19%



**Please rate the importance of the following recreational fishing priorities**

(In order of weighted average)

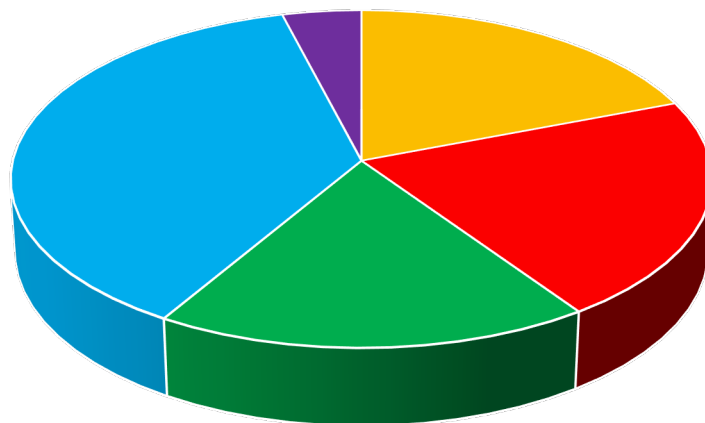
<b>Priority Area</b>	<b>Score</b>
Improve the sustainability of fish stocks	8.83
Maintaining, or increasing, current access to fishing spots	8.13
Additional Fish restocking programs	8.07
Increased artificial habitats and structures to support fish abundance and aggregations	8.03
Define the true contribution of recreational fishing to both the South Australian economy and community	7.76
Plan to improve and open more access to recreational fishing sites	7.56
Increased response capabilities when consulting with government departments on recreational fishing matters	7.45
Better fishing site facilities (e.g. toilets, parking, fish cleaning stations)	7.40
Easier access to fishing information	7.22
More Fisheries Officers	7.21
Increased opportunities for individuals to learn how to, and maintain participation in the stewardship of recreational fishing	7.09
Opportunities for fishers to participate in citizen science (e.g. tagging programs, angler diaries, fish frame donations)	6.99
Coordinating state-wide school and children's recreational fishing programs	6.15
Encourage more people to take up recreational fishing	6.05

**Recreational Fishing License, Registration, or no change. Which would you prefer?**

Answer Choices	%	No.
Rec fishing licence (under \$50) for 15-60 years of age	19%	693
Rec fishing licence (under \$50) for 15-60 years of age, with a cost-free registration for <15 years of age & > 60 Years of age	21%	769
Compulsory cost-free registration for all fishers	18%	652
None of the above	37%	1337
Other	4%	155

Recreational Fishing License, Registration, or no change. Which would you prefer?

- Rec fishing licence (under \$50) for 15-60 years of age
- Rec fishing licence (under \$50) for 15-60 years of age, with a cost-free registration for <15 years of age & > 60 Years of age
- Compulsory cost-free registration for all fishers
- None of the above
- Other



If you have additional feedback on recreational fishing priorities for South Australia, please comment below.

N = 1,217; 83 Null comments removed; TOTAL = 1,134

